

Basic features

Approval/Conformity	CE WEEE
---------------------	------------

Electrical connection

Bending radius min., fixed cable	5 x D
Bending radius min., flexible cable	10 x D
Cable	PUR Shielded black, 1.5 m, drag chain compatible
Cable diameter D	5.00 mm ±0.20 mm
Cable, bending cycles min.	2 mil.
Conductor cross-section	0.34 mm ²
Connection 1	M12x1-Female, straight, 5-pin, A-coded
Connection 2	M12x1-Male, straight, 5-pin, A-coded
Number of conductors	5
System	Molded/Molded

Electrical data

Operating voltage U _b	60 VDC / 60 VAC
Rated current (40 °C)	4.0 A

Environmental conditions

Cable temperature, drag chain	-25...60 °C
Cable temperature, fixed routing	-50...80 °C
Cable temperature, flexible routing	-25...80 °C
IP rating	IP67/IP67

Interface

Switching output	Complementary
------------------	---------------

Material

Cable jacket material, note	Shielded
Cable jacket, material	PUR
Cable shield	Copper braid, tin-plated
Material contact carrier	PUR/PUR
Material contacts	Bronze/Brass
Material cover nut	Brass nickel-plated/Brass nickel-plated
Material grip	PUR/PUR

Mechanical data

Acceleration max., drag chain	5 m/s ²
Cable jacket, color	black
Cable length L	1.50 m
Cable properties	drag chain compatible
Horizontal travel permitted, drag chain	5 m
Tightening torque pigtail	0.6 Nm/0.6 Nm
Traverse speed max., drag chain	200 m/min
Vertical travel permitted, drag chain	2 m

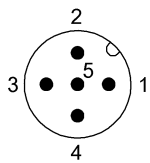
Double-Ended Cordsets
BCC M415-M415-3A-315-PS0534-015
Order Code: **BCC0HLH**



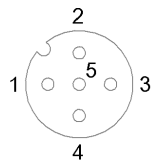
Remarks

Cable construction acc. to UL-AWM Style 20549
Halogen-free per DIN VDE 0472 Part 815
Silicone-free
Flame resistance acc. to IEC 332-2
Enclosure rating per IEC 60529, only in screwed state with the associated mating piece.
360° shield on cover nut

Connector Drawings

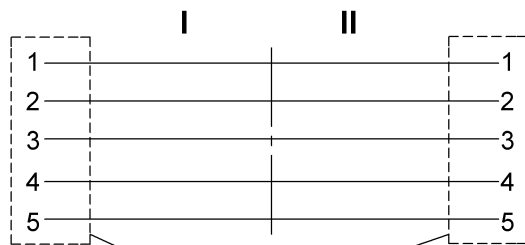


II
PIN 1: brown
PIN 2: white
PIN 3: blue
PIN 4: black
PIN 5: green/yellow



I
PIN 1: brown
PIN 2: white
PIN 3: blue
PIN 4: black
PIN 5: green/yellow

Wiring Diagrams



1) Shield on cover nut